






Instructions

KEYLESS1 User Instructions

TO LOCK

1. Close the door
2. Make sure knob is pointing up to , then set any 4 digit code
3. Turn knob to 
4. Scramble the code

TO UNLOCK


1. Re-enter your code
2. Turn the knob up to 
3. Open the door
4. Scramble the code for the next user



 See how it works: www.keyless.Co/instructional-videos

KEYLESS1 Manager Instructions





Insert the Code Retrieval Key and turn the knob to 



With each dial: spin until it stops; center middle digit in window. After setting each dial, the last used code will display





Turn the knob back to  and remove the key. Then return the knob to  and scramble the code for the next user.


 See how it works: www.keyless.Co/instructional-videos

KEYLESS1 Card Lock User Instructions

TO LOCK

1. On the back of the door, insert membership card at the red arrow
2. Close the door
3. Make sure arrow is pointing up to , then set any four digit code
4. Lock door by turning knob to 
5. Scramble the code

TO UNLOCK

1. Re-enter your code
2. Turn the knob up to 
3. Open the door
4. Scramble the code for the next user
5. Remove your membership card

 See how it works: www.keyless.Co/instructional-videos