

TRAIN ATHLETIC TURF [CL-TRA] SELL SHEET




TRAIN Turf System is installed within multi-purpose training facilities in both sport and fitness, where aggressive sled, dumbbell and kettlebell workouts occur. Fabricated with dual-fiber technology that creates a non-infilled surface with a tight pile, available in a foam or urethane back forming the perfect surface for fitness trainers and professionals. Train Turf may be used for a permanent or non-permanent application. *Available in a variety of colors in 15' widths.*





TRAIN ATHLETIC TURF [CL-TRA] COLOR SELECTIONS



PINE




SPRING GREEN




BLACK




WHITE



BLUE



RED




ORANGE



YELLOW

>>> FEATURES & BENEFITS

- For multi-purpose training
- Dual fiber technology
- Tight pile surface for aggressive workouts
- Easy to maintain, non-infill system
- Foam or polyurethane backing



5mm Polyurethane Foam w/fleece

SilverBack™ Polyurethane

THE BREAKDOWN // for permanent or non-permanent applications

Features 9/16" nominal tight-pile fibers, making it ideal for aggressive multi-purpose training areas

Turf Face/Strands _____ *high performance dual fiber polypropylene*
Construction _____ *non-infill turf system*
Unitary Backing _____ *optimal performance, foam or polyurethane backing*

