

Vertical Mini Body | Knob/ADA Handle on Bottom



PRODUCT FEATURES

- IP55 rated, FCC, CE and IC certified
- Brushed nickel or black finish
- All metal housing
- Visual and audible indicators
- Advanced auto unlock
- ADA compliant
- Multiple options for knob style, cam type, and cylinder length
- Vertical orientation – knob on the top or bottom
- Horizontal orientation – knob on left or right

FUNCTIONALITY

- Dual functionality - shared or assigned use
- Manage with the Basic or Advanced system

INSTALLATION


- Designed for both new or retrofit installations
- Adaptable to multiple door thicknesses with varying cylinder lengths
- 90° or 180° knob rotation, clockwise or counter-clockwise to unlock
- Easily retrofits by replacing mechanical lock cores

POWER

- Up to 5 years battery life with average use
- Powered by 2 lithium 2032 batteries

SUPPORT

- On-site product updates
- Lifetime Support
- 2-year warranty

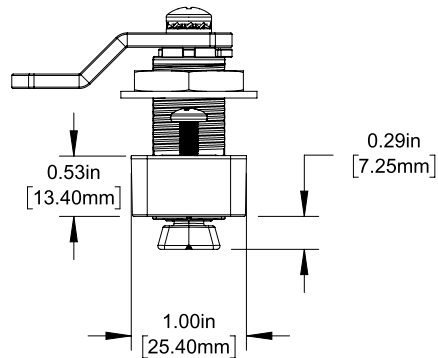


BRUSHED NICKEL

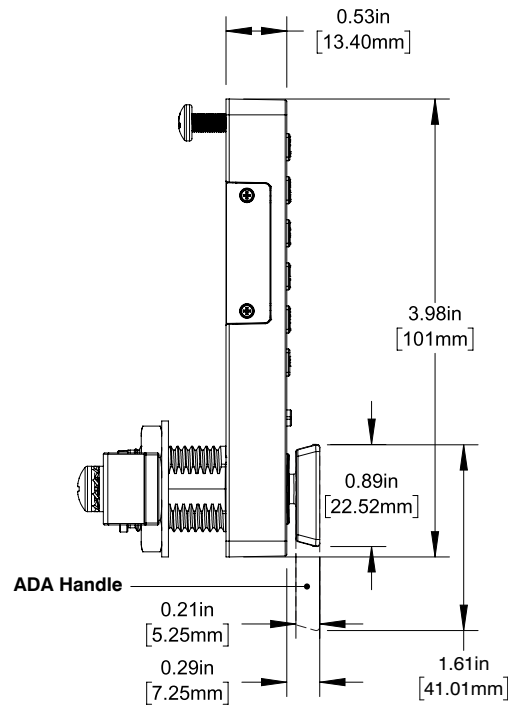
BLACK

Vertical Mini Body | Knob/ADA Handle on Bottom

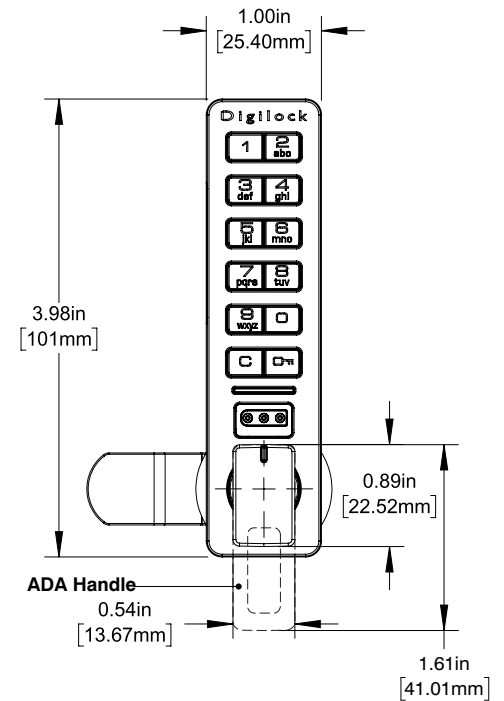
TOP VIEW



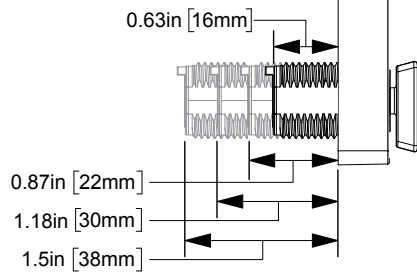
SIDE VIEW



FRONT VIEW

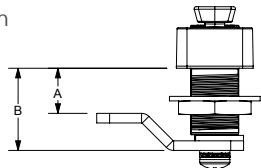


CYLINDER LENGTH

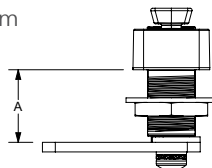


CAM OPTIONS

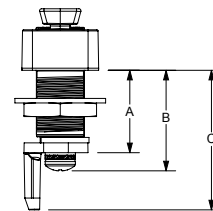
Offset Cam



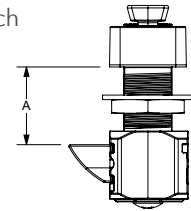
Flat Cam



Lifter Cam



Slam Latch



	16MM CYLINDER	22MM CYLINDER	30MM CYLINDER	38MM CYLINDER
A	0.35in (8.92mm)	0.59in (14.92mm)	0.90in (22.92mm)	1.22in (30.92mm)
B	0.83in (21.18mm)	1.07in (27.18mm)	1.39in (35.18mm)	1.70in (43.18mm)

	16MM CYLINDER	22MM CYLINDER	30MM CYLINDER	38MM CYLINDER
A	0.71in (18mm)	0.94in (24mm)	1.26in (32mm)	1.57in (40mm)

	16MM CYLINDER	22MM CYLINDER	30MM CYLINDER	38MM CYLINDER
A	0.84in (21.25mm)	1.07in (27.25mm)	1.39in (35.25mm)	1.70in (43.25mm)
B	1.07in (27.25mm)	1.31in (33.25mm)	1.62in (41.25mm)	1.94in (49.25mm)
C	1.58in (40.16mm)	1.82in (46.16mm)	2.13in (54.16mm)	2.45in (62.16mm)

	16MM CYLINDER	22MM CYLINDER	30MM CYLINDER	38MM CYLINDER
A	0.78in (19.70mm)	1.01in (25.70mm)	1.33in (33.70mm)	1.64in (41.70mm)